



Room ID A

- 4.5" x 6"
- 4" x 5.5" Face
- 1/32" Raised text
- Grade 2 braille
- Stainless steel caps



Room ID B

- 4.5" x 8.5"
- 4" x 8" Face
- 1/32" Raised text
- Grade 2 braille
- Stainless steel caps




Room Number A

- 6" x 6"
- 5.5" x 5.5" Face
- 1/32" Raised text
- Grade 2 braille
- Stainless steel caps




Room Number B

- 6" x 6"
- 5.5" x 5.5" Face
- Name insert slot (1.5" x 5.5")
- 1/32" Raised text
- Grade 2 braille




Room Number C

- 6" x 13"
- 5.5" x 12.5" Face
- Photo insert slot (5" x 7")
- Name insert slot (1.5" x 5.5")
- 1/32" Raised text
- Grade 2 braille
- Stainless steel caps



Evac Insert

- 9.25" x 11.75"
- Paper insert slot (8.5" x 11")
- Window (8.25" x 10.75")



Stair ID

- 6.5" x 8.5"
- 6" x 8" Face
- 1/32" Raised text
- Grade 2 braille
- Stainless steel caps




Restroom ID A

- 6.5" x 8.5"
- 6" x 8" Face
- 1/32" Raised text
- Grade 2 braille
- Stainless steel caps



Cubicle Name Plate A

- 8.5" x 2.5"




Cubicle Name Plate B

- 8.5" x 2.625"




Restroom ID B

- 8.5" x 8.5"
- 8" x 8" Face
- 1/32" Raised text
- Grade 2 braille
- Stainless steel caps




California Restroom A | Mens

- 12" x 10.4"



California Restroom B | Womens

- 12" x 12"



California Restroom C | Unisex

- 12" x 12"



Room Name C

- 8.5" x 8.75"
- 1/32" Raised Text
- Grade 2 Braille

DIRECTORY	
Receptionist	25
Health & Wellness Room	85
Conference Room A	112
Dr. Schatzer	139
Dr. Malleck	172
Conference Room B	212
Gravity Salon & Spa	237

Directory A

- 15" x 19"
- 1/32" Raised text
- Insert plate with digital print text
- Stainless steel caps



Directional A

- 12" x 18"
- 11" x 17" Face
- 1/32" Raised text
- Stainless steel caps



TIER I (TRADITIONAL)



- Face: Ash
- Backer: Ultra Violet
- Text: Black



- Face: Hunter Green
- Backer: Brushed Alum. Look (Hrz.)
- Text: Brushed Alum. Look (Hrz.)



- Face: Brushed Alum. Look (Hrz.)
- Backer: Dark Brown
- Text: Dark Brown



- Face: Canyon
- Backer: Burgundy
- Text: White



- Face: Coastal Blue
- Backer: Black Forest Green
- Text: Sapphire



- Face: Desert Sand
- Backer: Parchment
- Text: Canyon



- Face: Coastal Blue
- Backer: Copper
- Text: Slate



- Face: Marine Blue
- Backer: Silver Grey
- Text: Coastal Blue



- Face: Ash
- Backer: Burgundy
- Text: Burgundy

TIER II (PREMIUM)



- Face: MP Amontillado
- Backer: Leave Likatre (Vrt.)
- Text: MP White Atrium



- Face: MP White Atrium
- Backer: Sugar Maple II (Vrt.)
- Text: MP Deep Russet



- Face: MP Gordal Olive
- Backer: Smooth Paddlin (Vrt.)
- Text: MP White Atrium



- Face: MP Bellaire Brown
- Backer: Shakerly Cherry (Hrz.)
- Text: MP Armory



- Face: MP Deep Russet
- Backer: Chocolate Malt (Vrt.)
- Text: MP White Atrium



- Face: MP White Atrium
- Backer: Thunderstorm (Vrt.)
- Text: MP Bellaire Brown



- Face: MP Bahia Mar Green
- Backer: Lunar Legno (Vrt.)
- Text: MP Far Nebula

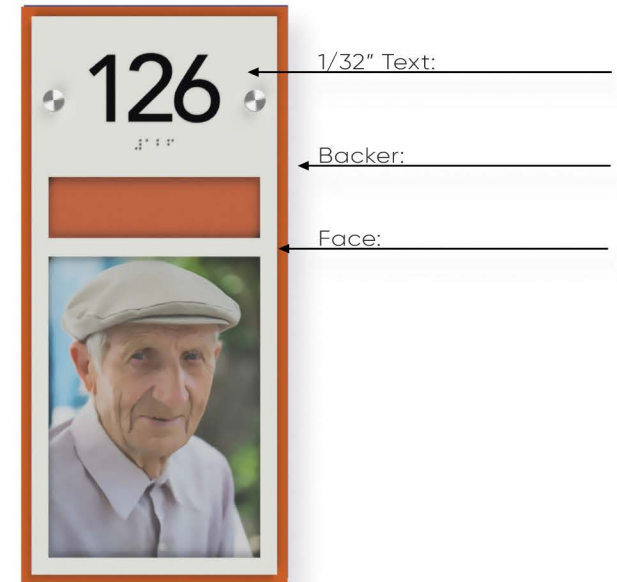


- Face: MP Acacia
- Backer: Singing the Chic. Blues (Vrt.)
- Text: MP Graynola



- Face: MP Armory
- Backer: Eternal City
- Text: MP Amontillado

TIER III (CUSTOM)



- Copy shall contrast as much as possible with substrate for ADA compliancy.
- For more ADA-compliancy guidelines, please visit our website at www.eriecustomsigns.com

AVAILABLE ADA-COMPLIANT FONTS

ARIAL
AVENIR BOOK
CENTURY GOTHIC
FRUTIGER

FUTURA
GILL SANS MT
HELVETICA
OPTIMA



ERIE CUSTOM SIGNS
www.eriecustomsigns.com

ALMA SERIES
two layers with stainless steel cap detail

GET A QUOTE